

**10 Slides with Data Supporting the op-ed**  
**“Maternal deaths represent the canary in the coal  
mine for women’s health”**

**Stat, August 22, 2018**

<https://www.statnews.com/2018/08/22/maternal-deaths-women-health/>

Gene Declercq, PhD

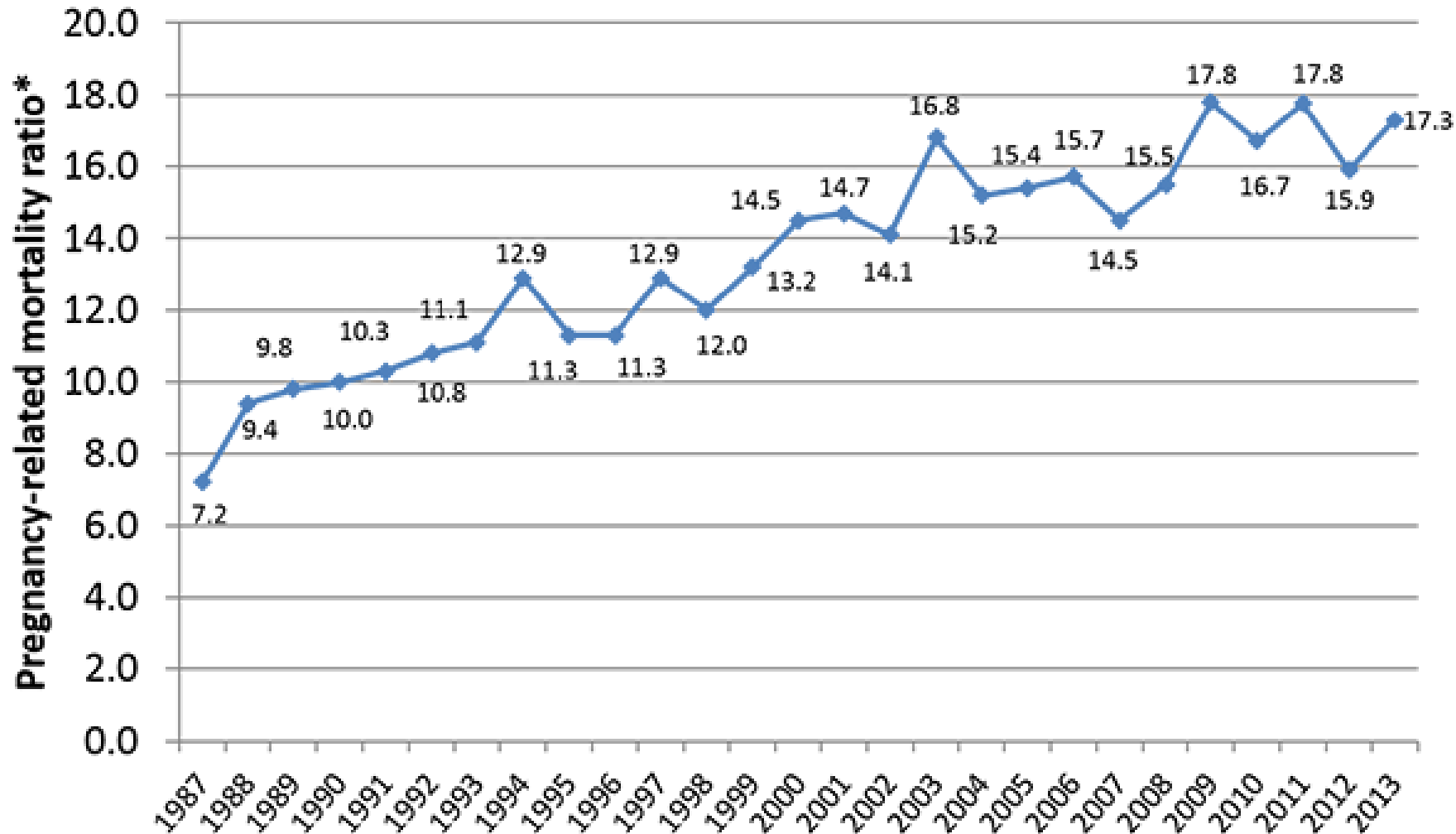
Community Health Sciences Dept.,

Boston University SPH

[www.birthbythenumbers.org](http://www.birthbythenumbers.org)

# Pregnancy Related Mortality, U.S., 1987-2013

**U.S. trending upward since 1987 with wide racial disparities**



**Racial Disparities**  
 Rates for 2011-13:  
**12.7** white women  
**43.5** black women  
**11.0** Hispanic  
**14.4** other races

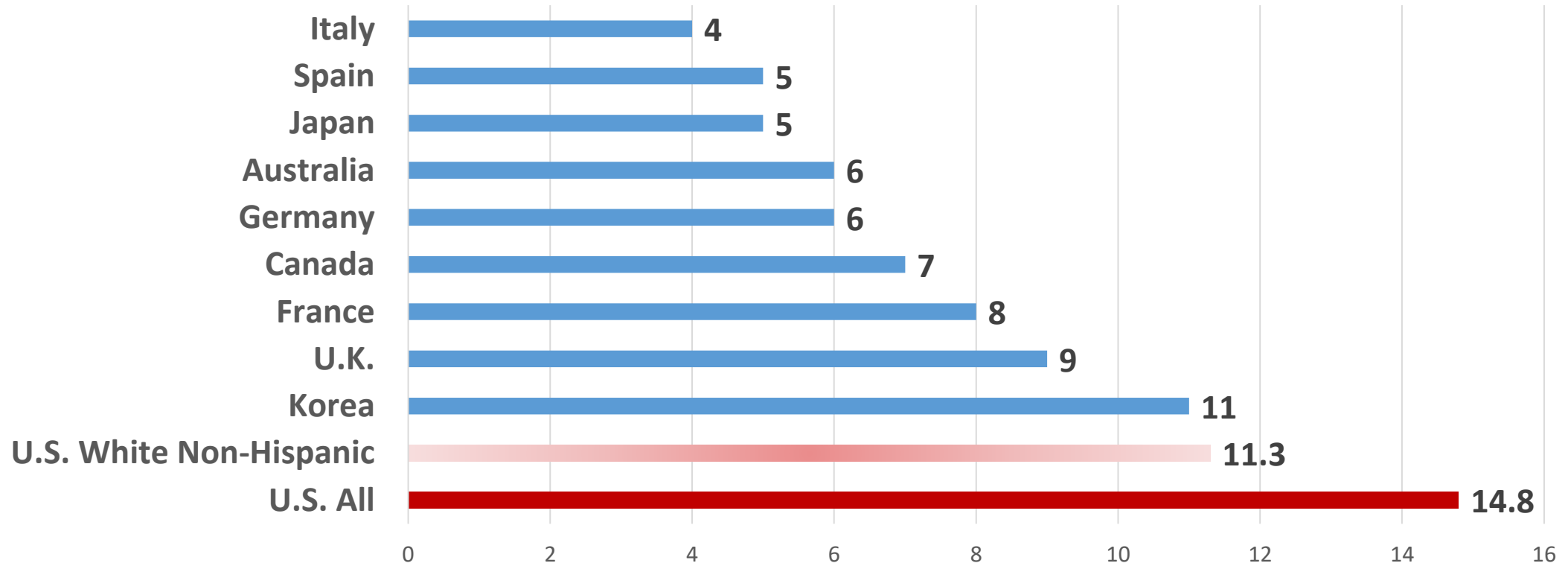
\*Note: Number of pregnancy-related deaths per 100,000 live births per year.

**Source: CDC.**  
 Creanga. Pregnancy-Related Mortality in the United States. *Obstet Gynecol* 2017.

# U.S. MMR\* Compared to

# Industrialized Countries with 300,000+ births, 2014, using WHO Estimates

*U.S. ranks last among wealthy countries – even if you limit the U.S. to white mothers.*

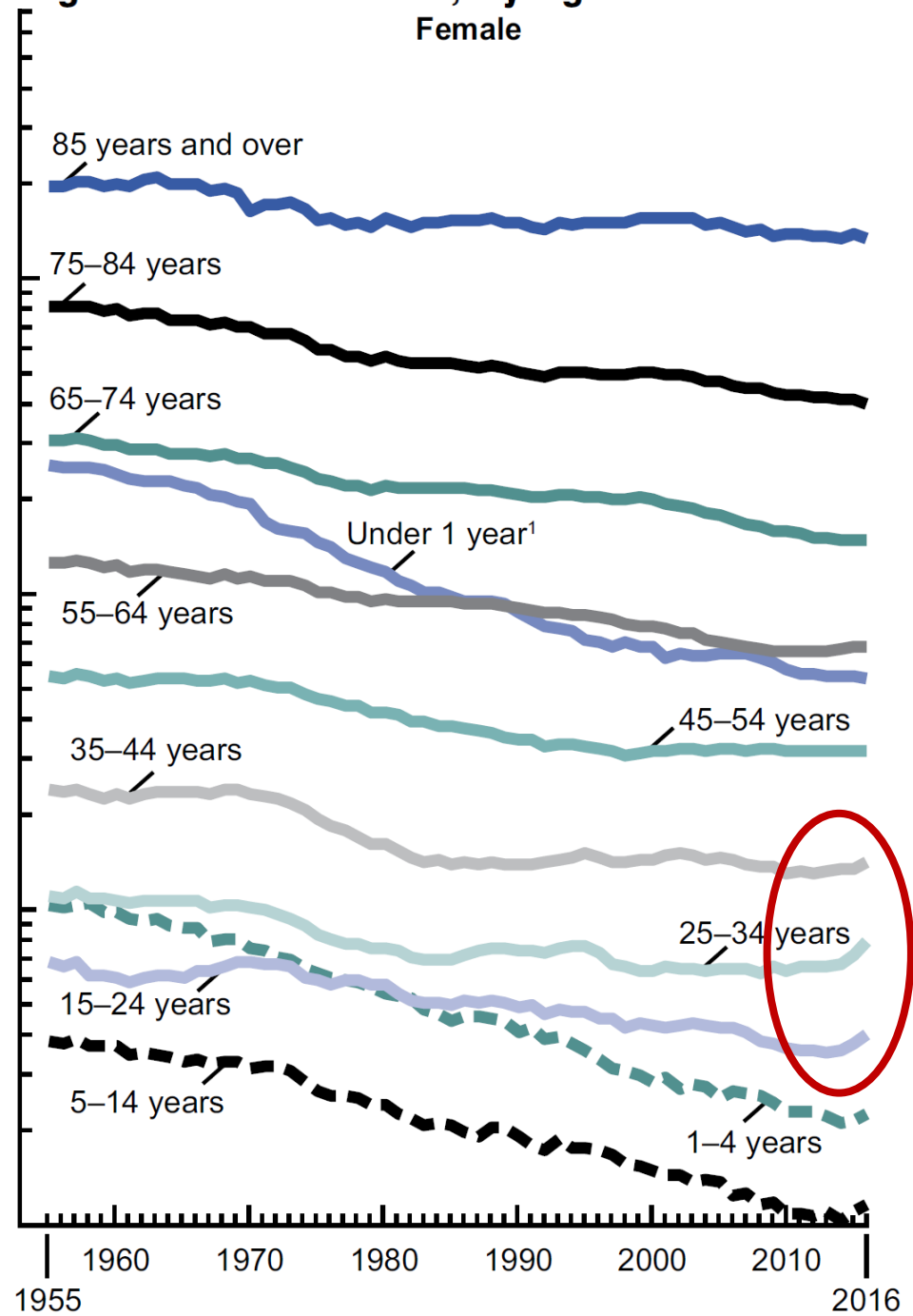


\* Maternal Mortality Ratio per 100,000 births

Source: *Maternal Mortality: 1990 to 2015 Estimates* by WHO, UNICEF, UNFPA, World Bank Group & UN Population Division. Geneva: 2015.

U.S. rates estimated based on adjustment to pregnancy-related mortality rates in Creanga et al. *Obstet Gynecol* 2017.

**Figure 3. Death rates, by age and sex: United States, 1955–2016**



***Death Rates for Women 15-44 all increasing in recent years while rates for other age groups continuing to decline or stay steady.***

# National Vital Statistics Reports



Volume 67, Number 5

July 26, 2018

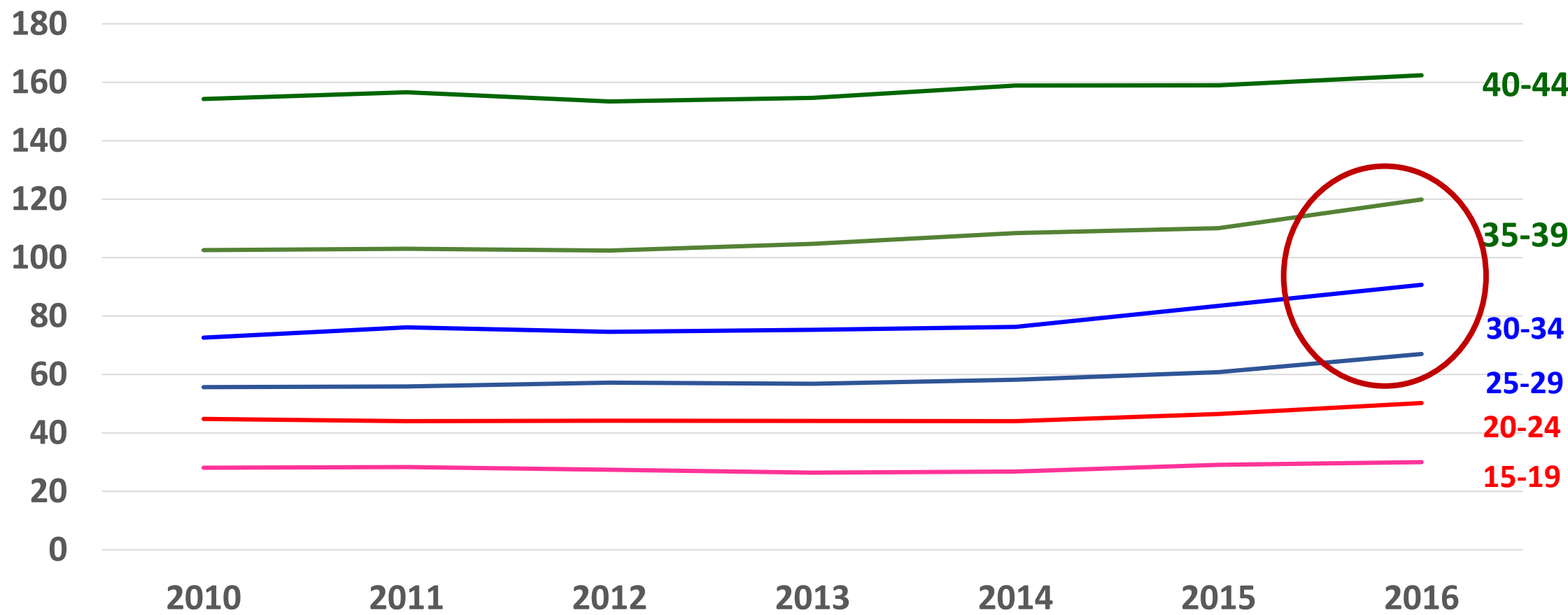
## Deaths: Final Data for 2016

by Jiaquan Xu, M.D., Sherry L. Murphy, B.S., Kenneth D. Kochanek, M.A., Brigham Bastian, B.S., and Elizabeth Arias, Ph.D., Division of Vital Statistics

Source: Xu J, Murphy S, Kochanek K, Bastian B, Arias E. *Deaths: Final data for 2016*. National Vital Statistics Reports; vol 67 no 5. Hyattsville, MD: National Center for Health Statistics. 2018.

# Female Death Rates (per 100,000) by Age, 2010-2016

*Looking specifically at 2010-2016*



Source: Annual Reports of *Deaths: Final data. (for respective years)*. National Vital Statistics Reports; Hyattsville, MD: National Center for Health Statistics

# Female Death Rates by Age (per 100,000 in age group), U.S., 2010-2016

*For those of you who prefer actual numbers*

Year	15-19	20-24	25-29	30-34	35-39	40-44
2010	28.1	44.8	55.7	72.6	102.6	154.3
2011	28.3	44.0	55.9	76.1	103.0	156.6
2012	27.4	44.2	57.2	74.6	102.4	153.5
2013	26.4	44.1	56.8	75.3	104.7	154.7
2014	26.8	44.0	58.2	76.3	108.4	158.9
2015	29.1	46.5	60.8	83.5	110.1	159.0
2016	30.0	50.2	67.0	90.7	119.9	162.4
<b>2010-2016 Change</b>	<b>6.8%</b>	<b>12.1%</b>	<b>20.3%</b>	<b>24.9%</b>	<b>16.9%</b>	<b>5.2%</b>

Source: Annual Reports of *Deaths: Final data. (for respective years)*. National Vital Statistics Reports; Hyattsville, MD: National Center for Health Statistics

# Top 10 Causes of Death for Women 25-34 in 2010 & 2016

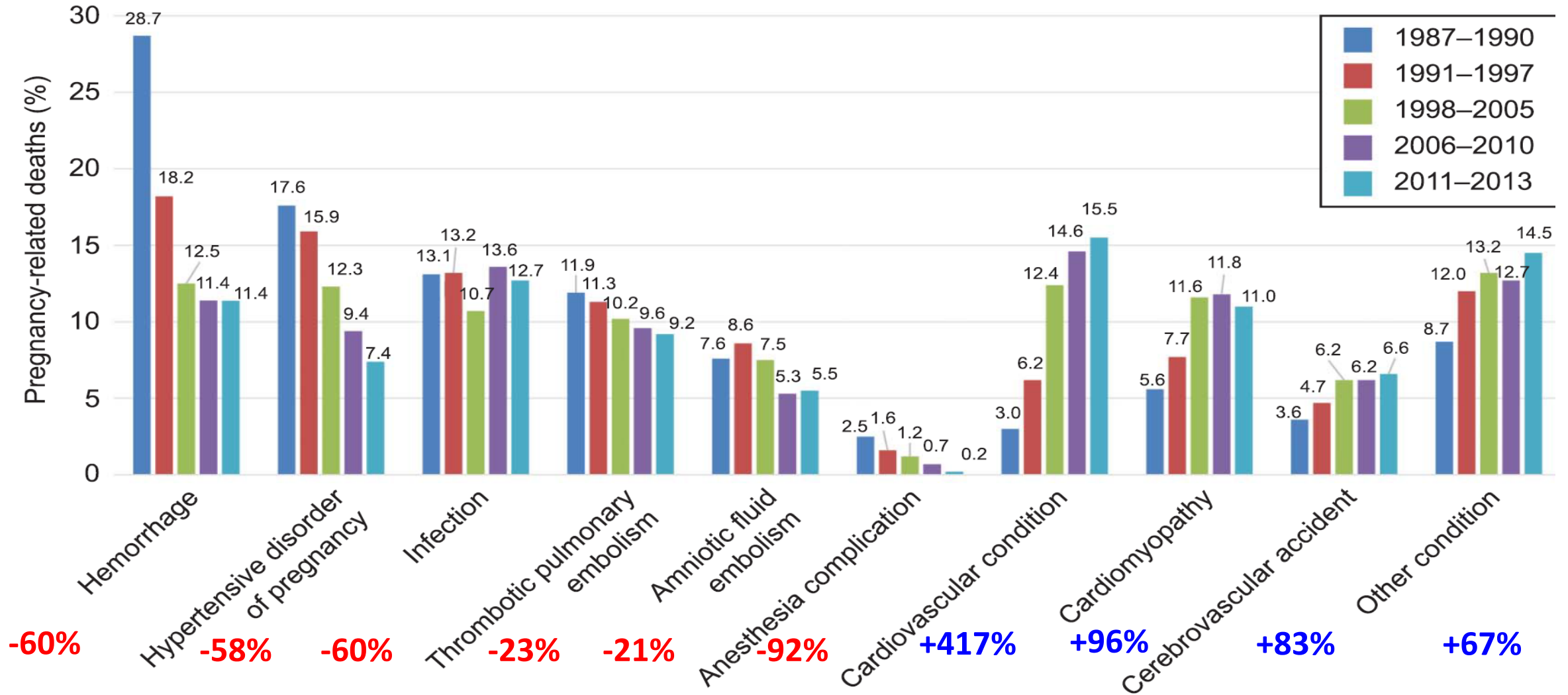
**Childbirth related deaths grew at a slower than average rate. Accidents had biggest impact on increase.**

Rank		2010			Rank		2016			% Change in rate 2010-2016
		Total Deaths	% of total	Rate per 100 K			Total Deaths	% of total	Rate per 100 K	
	All causes	13067	100	64.0		All causes	17,359	100.0	78.6	22.8%
1	Accidents (unintentional injuries)	3770	28.9	18.5	1	Accidents (unintentional injuries)	6,247	36.0	28.3	53.0%
2	Malignant neoplasms	1,835	14.0	9.0	2	Malignant neoplasms	1,966	11.3	8.9	-1.1%
3	Intentional self-harm (suicide) .	1,092	8.4	5.3	3	Intentional self-harm (suicide) .	1,479	8.5	6.7	26.4%
4	Diseases of heart	1,010	7.7	4.9	4	Diseases of heart	1,141	6.6	5.2	6.1%
5	Assault (homicide)	684	5.2	3.3	5	Assault (homicide)	836	4.8	3.8	15.2%
6	Pregnancy, childbirth & puerperium	367	2.8	1.8	6	Pregnancy, childbirth & puerperium	472	2.7	2.1	16.7%
7	Diabetes mellitus	262	2.0	1.3	7	Chronic liver disease and cirrhosis	360	2.1	1.6	77.8%
8	Human immunodeficiency virus (HIV) disease	259	2.0	1.3	8	Diabetes mellitus	336	1.9	1.5	15.4%
9	Cerebrovascular diseases	253	1.9	1.2	9	Cerebrovascular diseases	244	1.4	1.1	-8.3%
10	Chronic liver disease and cirrhosis	180	1.4	0.9	10	Septicemia	210	1.2	1.0	NA
	All other causes (residual)	3,355	25.7	16.4		All other causes (residual)	4,068	23.4	18.4	12.2%

Sources: Heron M. *Deaths: Leading causes for 2010*. National vital statistics reports; vol62 no 6. Hyattsville,MD: National Center for Health Statistics. 2013 & Heron M. *Deaths: Leading causes for 2016*. National Vital Statistics Reports; vol 67 no 6. Hyattsville, MD: National Center for Health Statistics. 2018.

# Cause-specific proportionate pregnancy-related mortality: United States. 1987–2013.

*Specific clinically related causes declining while cardiac related & "other" conditions rising*

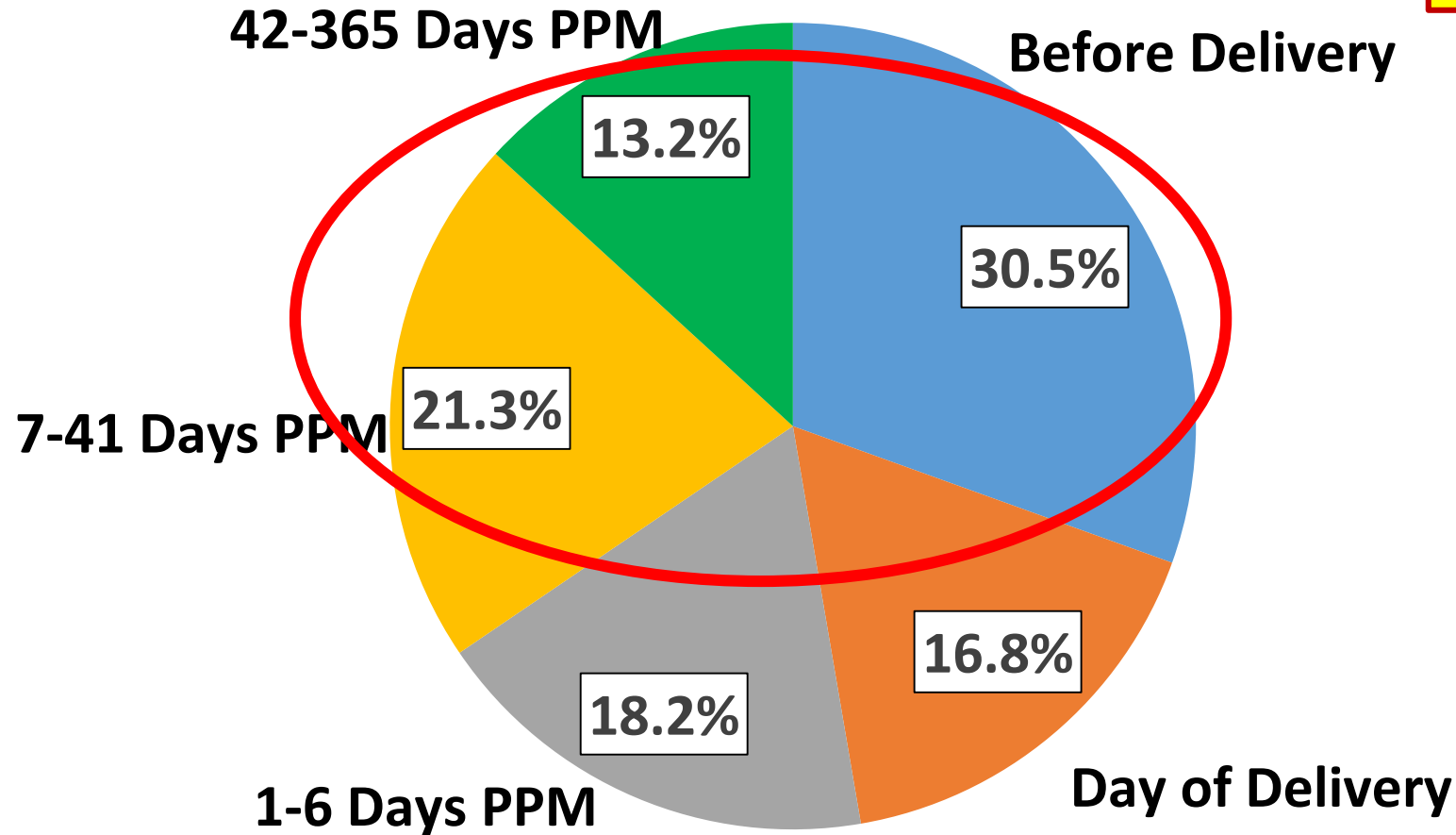


Source: Adapted from Creanga. Pregnancy-Related Mortality in the United States. *Obstet Gynecol* 2017.



*Almost two-thirds of maternal deaths occur outside of the week of birth*

# Timing of Maternal Deaths



# State Eligibility for Medicaid Coverage

**Women are often dropped from Medicaid within 60 days of giving birth if they don't meet the overall adult standard (e.g. by making more than \$3,740 in Alabama).**

*States with toughest eligibility for non-pregnant adult women. Percent of poverty level you must be **below** to qualify for Medicaid*

	% of poverty level not pregnant	\$ Amount (family of 3)	% poverty level when pregnant
Alabama	18%	\$3,740	146%
Texas	18%	\$3,740	203%
Missouri	22%	\$4,571	201%
Idaho	26%	\$5,402	138%
Mississippi	27%	\$5,610	199%
Florida	33%	\$6,857	196%
Georgia	36%	\$7,480	225%
Kansas	38%	\$7,896	171%
Virginia	38%	\$7,896	148%
N. Carolina	43%	\$8,935	201%
Massachusetts	138%	\$28,676	205%

Source: Kaiser Family Foundation

For more data and free teaching materials go to:  
[www.birthbythenumbers.org](http://www.birthbythenumbers.org)



Twitter: [@BirthNumbers](https://twitter.com/BirthNumbers)

Email: [birthbynumbers@gmail.com](mailto:birthbynumbers@gmail.com)

FACEBOOK: [www.facebook.com/BirthByTheNumbers](http://www.facebook.com/BirthByTheNumbers)