

Different settings, different mothers, different practice? A profile of midwife attended births in and out of hospitals in the US, 1990-2014

Gene Declercq, PhD
Boston University


International Congress of Midwives
Toronto, Canada
June 19, 2017

Collaborators



Certified Nurse-Midwife

THE ROLE OF A
CERTIFIED
NURSE-MIDWIFE



Certified Professional-Midwife



***Enough of warm, relatable
images – let's turn to data!***

Presentation will use U.S. birth certificate data to primarily examine differences in populations served by “Certified Nurse-Midwives” and “Other Midwives” in the U.S. in home births.

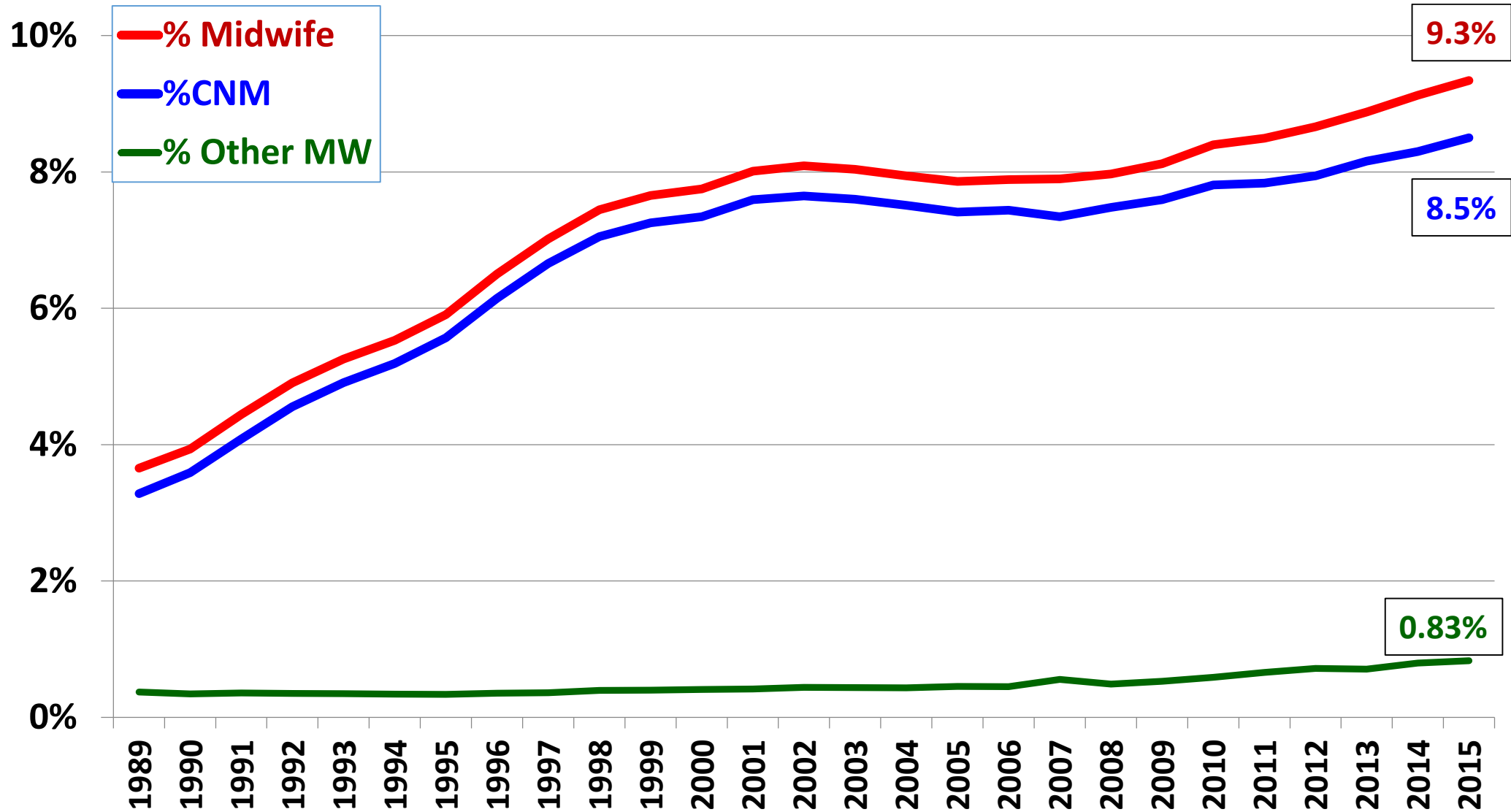
Births: Final Data for 2015

by Joyce A. Martin, M.P.H.; Brady E. Hamilton, Ph.D.; Michelle J.K. Osterman, M.H.S.; Anne K. Driscoll, Ph.D.; and T.J. Mathews, M.S., Division of Vital Statistics

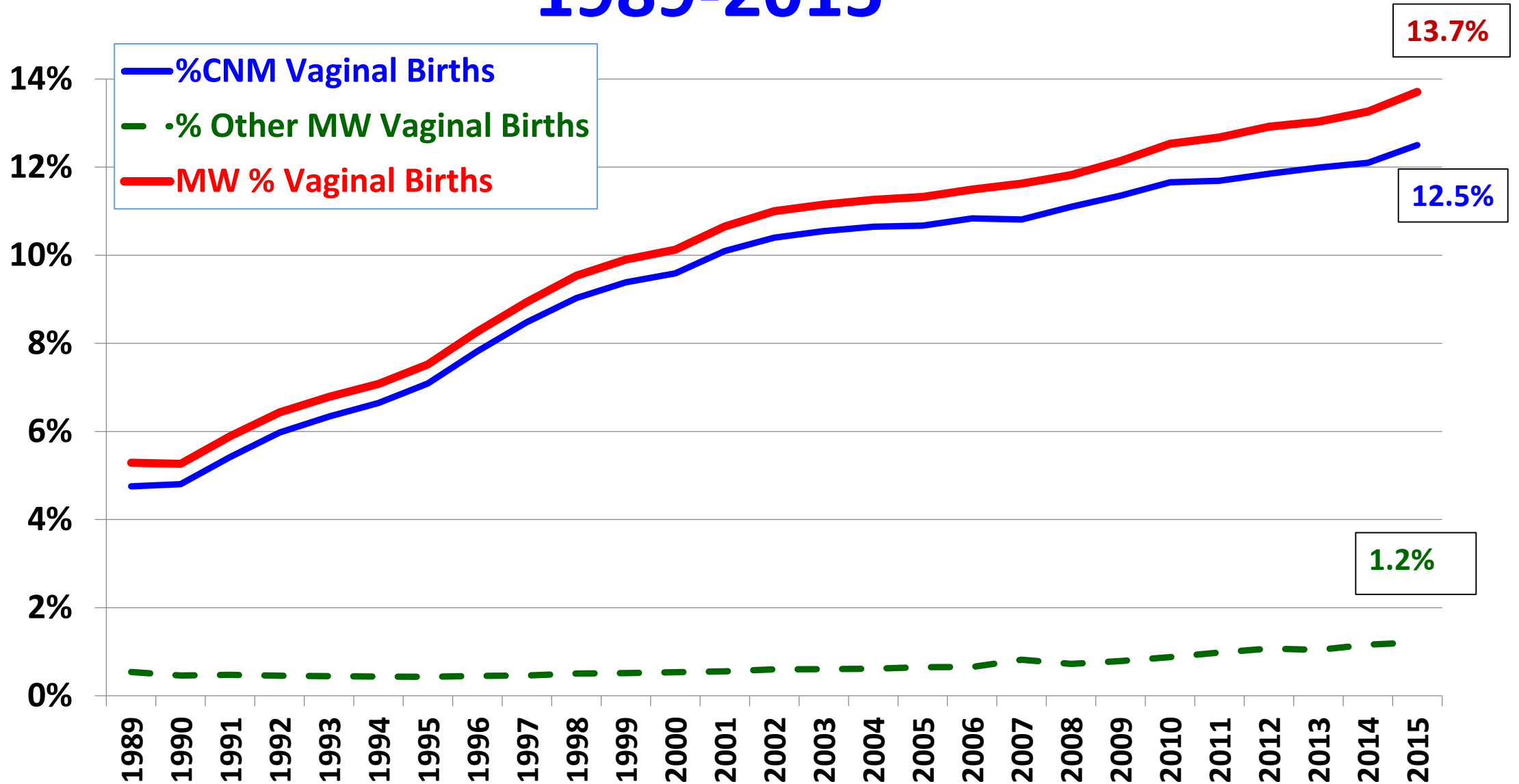
Table 20. Births, by attendant, place of delivery, and race and Hispanic origin of mother: United States, 2015

Place of delivery and race and Hispanic origin of mother	All births	Physician			Midwife			Other	Unspecified
		Total	Doctor of medicine	Doctor of osteopathy	Total	Certified nurse midwife	Other midwife		
All races ¹									
Total	3,978,497	3,572,527	3,293,951	278,576	371,504	338,663	32,841	32,418	2,048
In hospital ²	3,917,298	3,569,794	3,291,565	278,229	326,596	318,936	7,660	19,939	969
Not in hospital	61,041	2,687	2,340	347	44,873	19,714	25,159	12,431	1,050
Freestanding birthing center.	18,892	553	438	115	17,551	10,161	7,390	712	76
Clinic or doctor's office.	395	173	122	51	195	181	14	21	6
Residence.	38,542	1,396	1,277	119	26,391	9,191	17,200	9,993	762
Other	3,212	565	503	62	736	181	555	1,705	206
Not specified	158	46	46	—	35	13	22	48	29

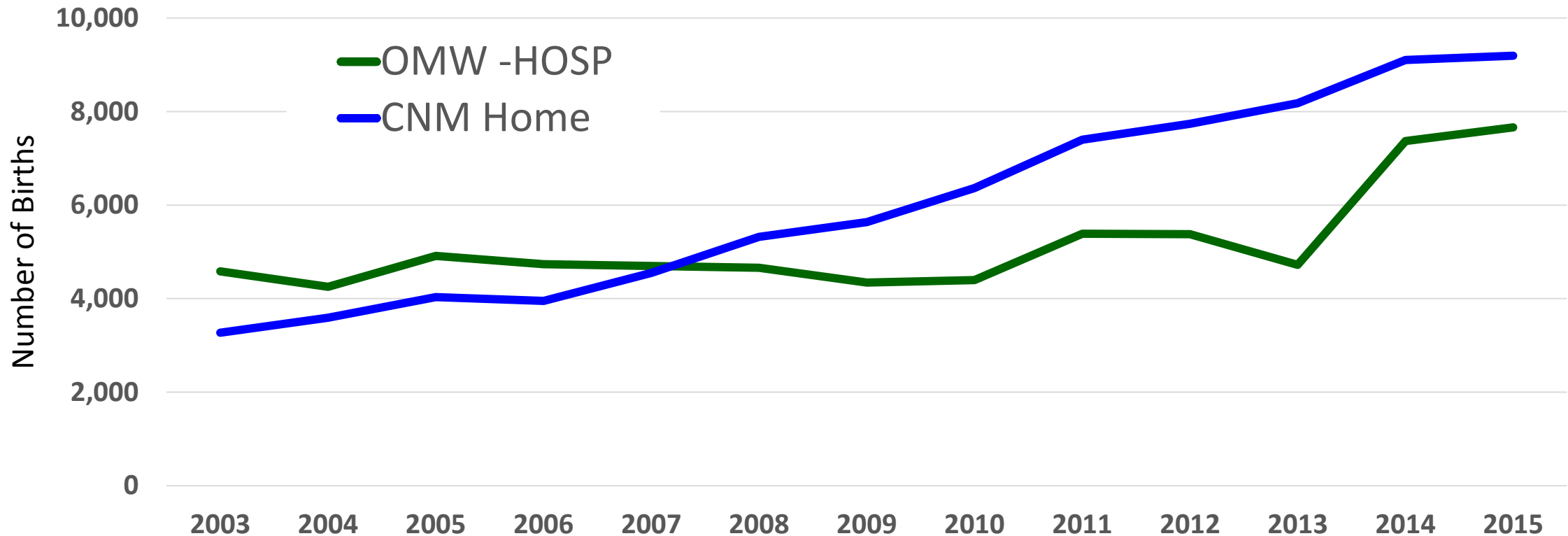
Midwife Attended U.S. Births 1989-2015



Midwife Attended U.S. Vaginal Births, 1989-2015



Other Midwife Hospital Births and CNM Home births, 2003-2015



Brief aside on Other Midwives and hospital births

Source: CDC Wonder. NOTE: 2007 “other midwife” is an estimate based on 2006 & 2008 totals

Births: Final Data for 2015

by Joyce A. Martin, M.P.H.; Brady E. Hamilton, Ph.D.; Michelle J.K. Osterman, M.H.S.; Anne K. Driscoll, Ph.D.;
and T.J. Mathews, M.S., Division of Vital Statistics

Brief aside on Other Midwives and hospital births

Table 20. Births, by attendant, place of delivery, and race and Hispanic origin of mother: United States, 2015

Place of delivery and race and Hispanic origin of mother	All births	Physician			Midwife			Other	Unspecified
		Total	Doctor of medicine	Doctor of osteopathy	Total	Certified nurse midwife	Other midwife		
All races ¹									
Total	3,978,497	3,572,527	3,293,951	278,576	371,504	338,663	32,841	32,418	2,048
In hospital ²	3,917,298	3,569,794	3,291,565	278,229	326,596	318,936	7,660	19,939	969
Not in hospital	61,041	2,687	2,340	347	44,873	19,714	25,159	12,431	1,050
Freestanding birthing center.	18,892	553	438	115	17,551	10,161	7,390	712	76
Clinic or doctor's office.	395	173	122	51	195	181	14	21	6
Residence.	38,542	1,396	1,277	119	26,391	9,191	17,200	9,993	762
Other	3,212	565	503	62	736	181	555	1,705	206
Not specified	158	46	46	—	35	13	22	48	29

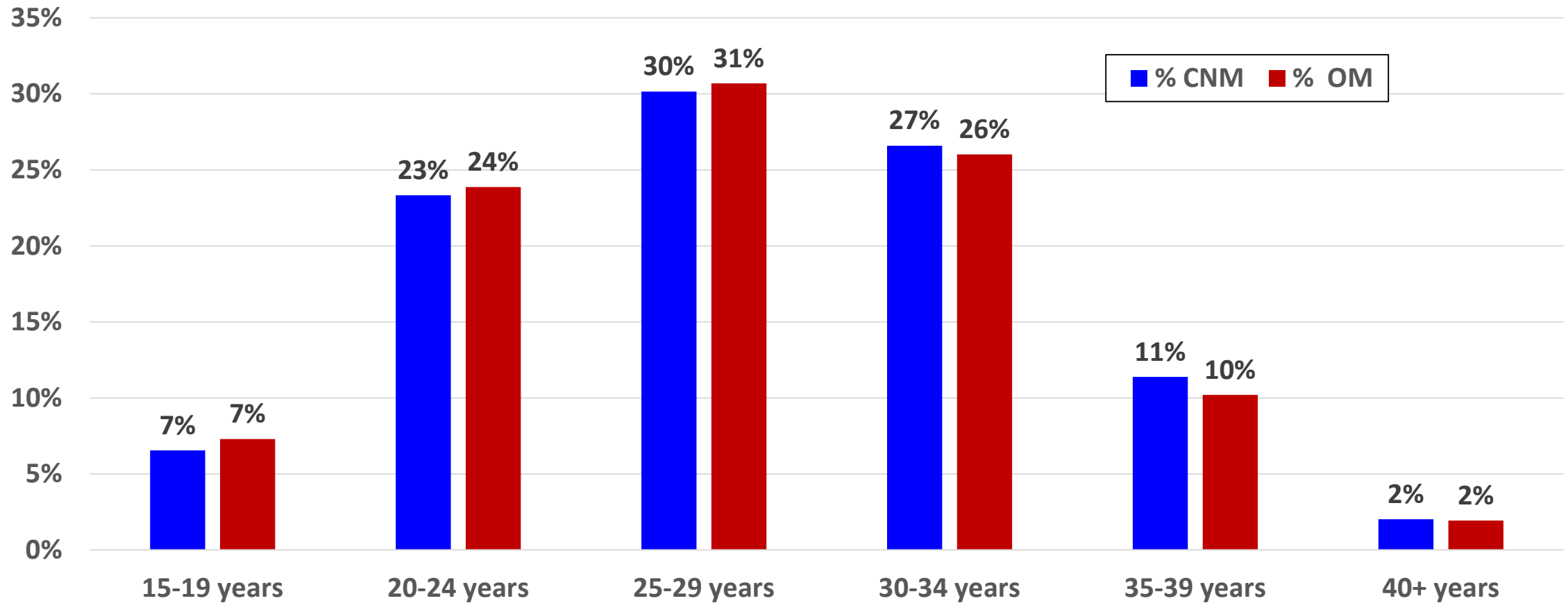
7,660

Leading States with “Other midwife” hospital deliveries, 2015.

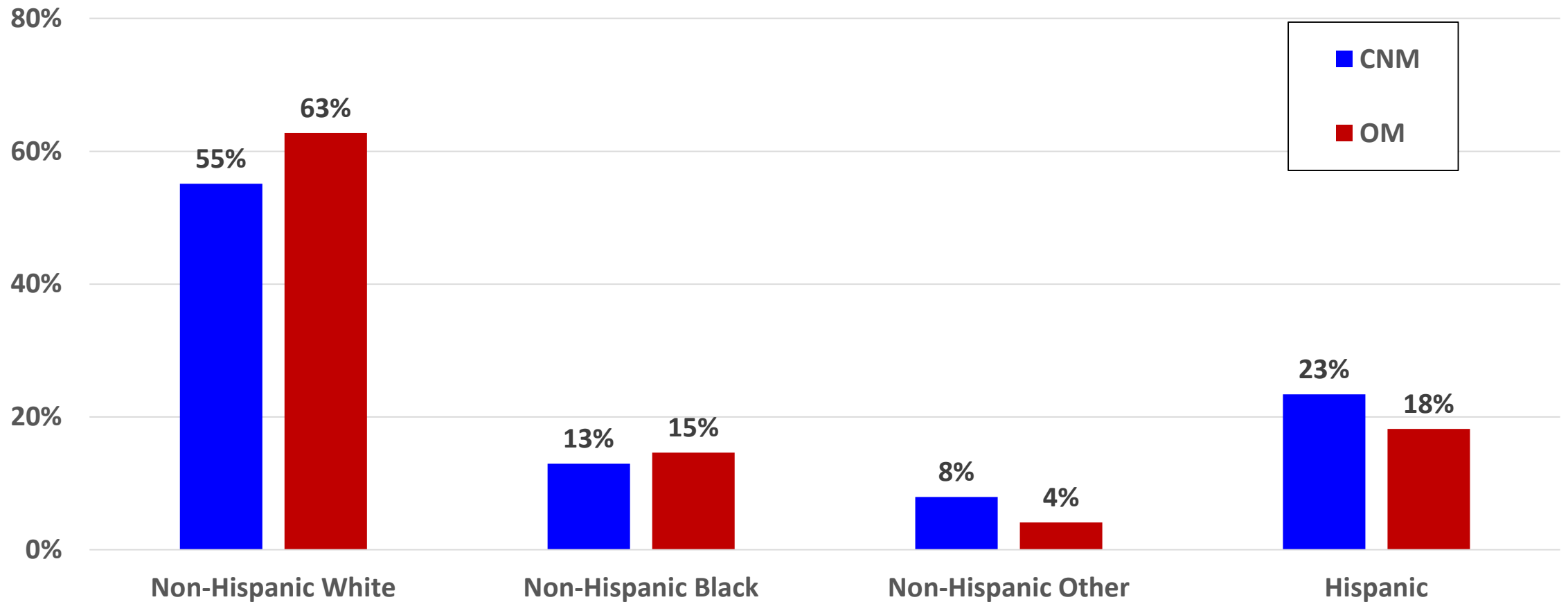
Pennsylvania	2,626
Georgia	610
Tennessee	593
Texas	457
Massachusetts	387
Indiana	365
Virginia	324
Michigan	270
Maryland	262
Ohio	246
Washington	200

Colorado	198
California	143
South Carolina	138
Nevada	129
Alaska	125
Kentucky	114
Arizona	76
New Jersey	65
Florida	61
North Carolina	59

Maternal Age in Hospital Births Attended by CNMs and Other Midwives, U.S. 2015



Maternal Race/Ethnicity in Hospital Births Attended by CNMs and Other Midwives, U.S. 2015



No clear idea what this represents...curious if audience members do.

Births: Final Data for 2015

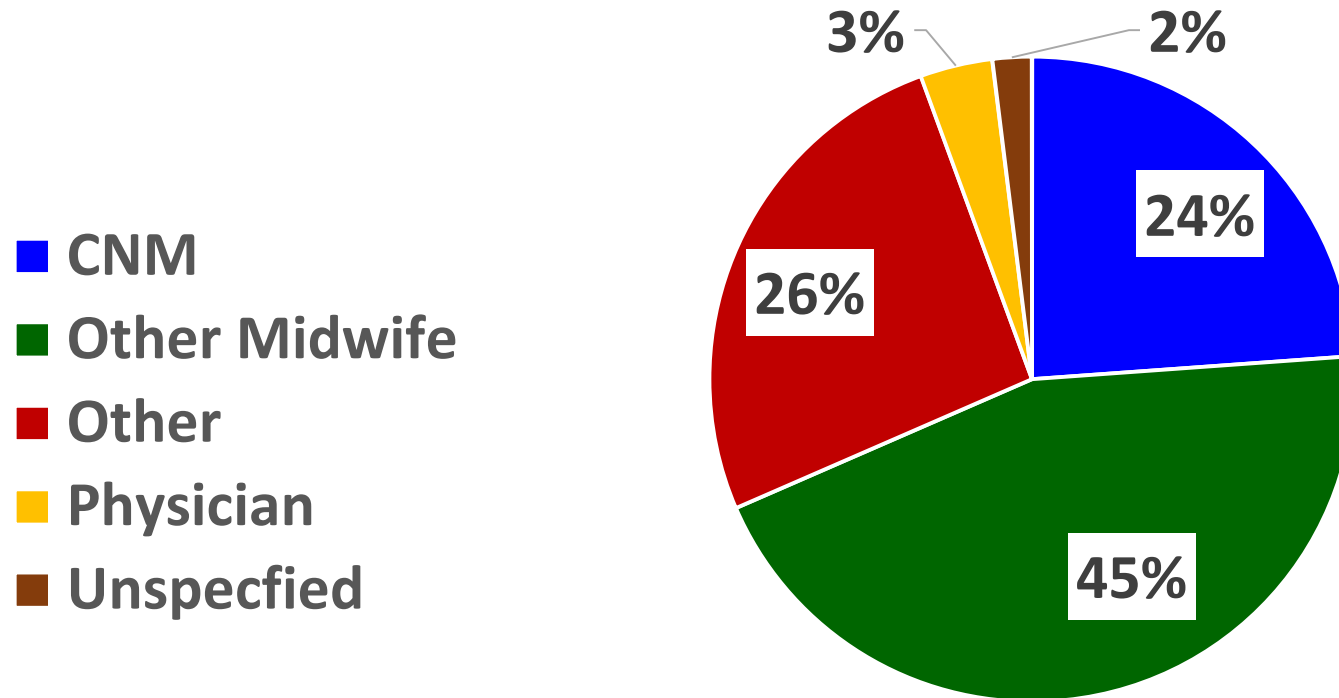
by Joyce A. Martin, M.P.H.; Brady E. Hamilton, Ph.D.; Michelle J.K. Osterman, M.H.S.; Anne K. Driscoll, Ph.D.;
and T.J. Mathews, M.S., Division of Vital Statistics

*Primary focus of
this presentation*

Table 20. Births, by attendant, place of delivery, and race and Hispanic origin of mother: United States, 2015

Place of delivery and race and Hispanic origin of mother	All births	Physician			Midwife			Other	Unspecified
		Total	Doctor of medicine	Doctor of osteopathy	Total	Certified nurse midwife	Other midwife		
All races ¹									
Total	3,978,497	3,572,527	3,293,951	278,576	371,504	338,663	32,841	32,418	2,048
In hospital ²	3,917,298	3,569,794	3,291,565	278,229	326,596	318,936	7,660	19,939	969
Not in hospital	61,041	2,687	2,340	347	44,873	19,714	25,159	12,431	1,050
Freestanding birthing center	18,892	553	438	115	17,551	10,161	7,390	712	76
Clinic or doctor's office	395	173	122	51	195	181	14	21	6
Residence	38,542	1,396	1,277	119	26,391	9,191	17,200	9,993	762
Other	3,212	565	503	62	736	181	555	1,705	206
Not specified	158	46	46	—	35	13	22	48	29

Attendants at Home Births in the U.S., 2015

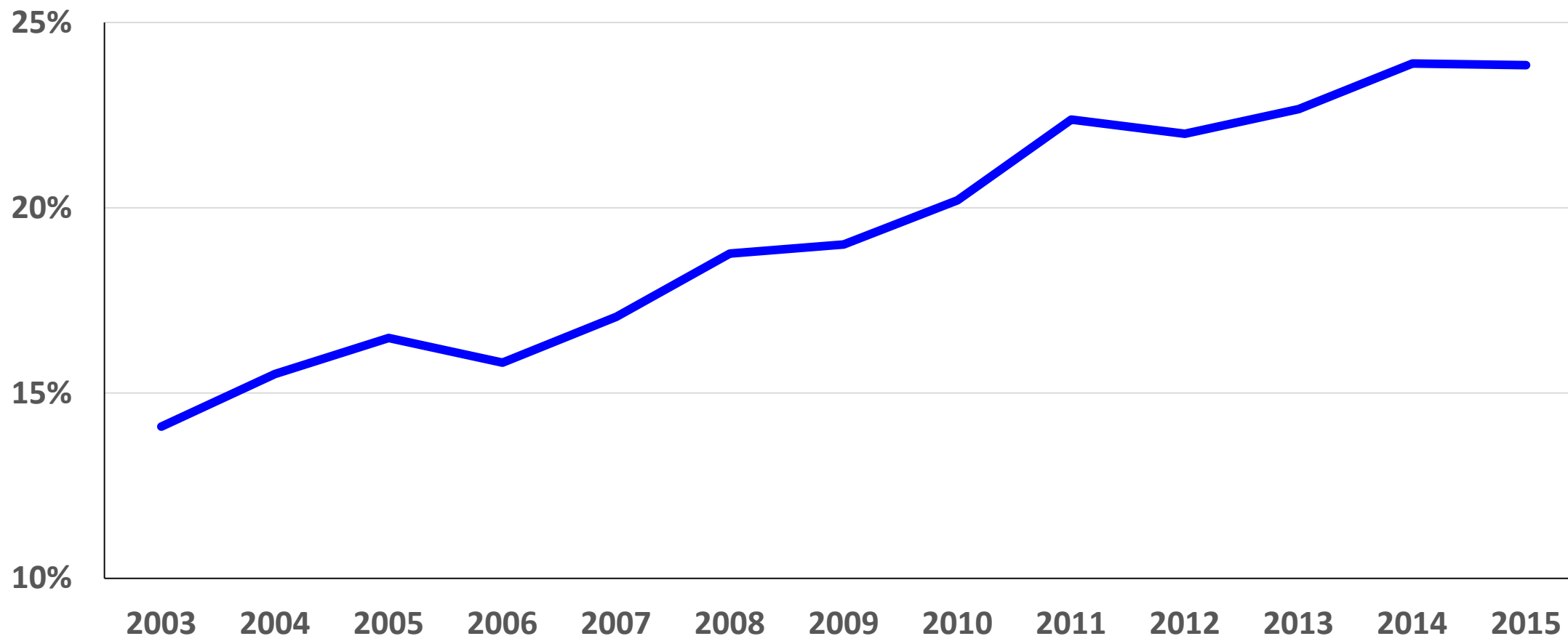


**Total Home Births –
38,542***

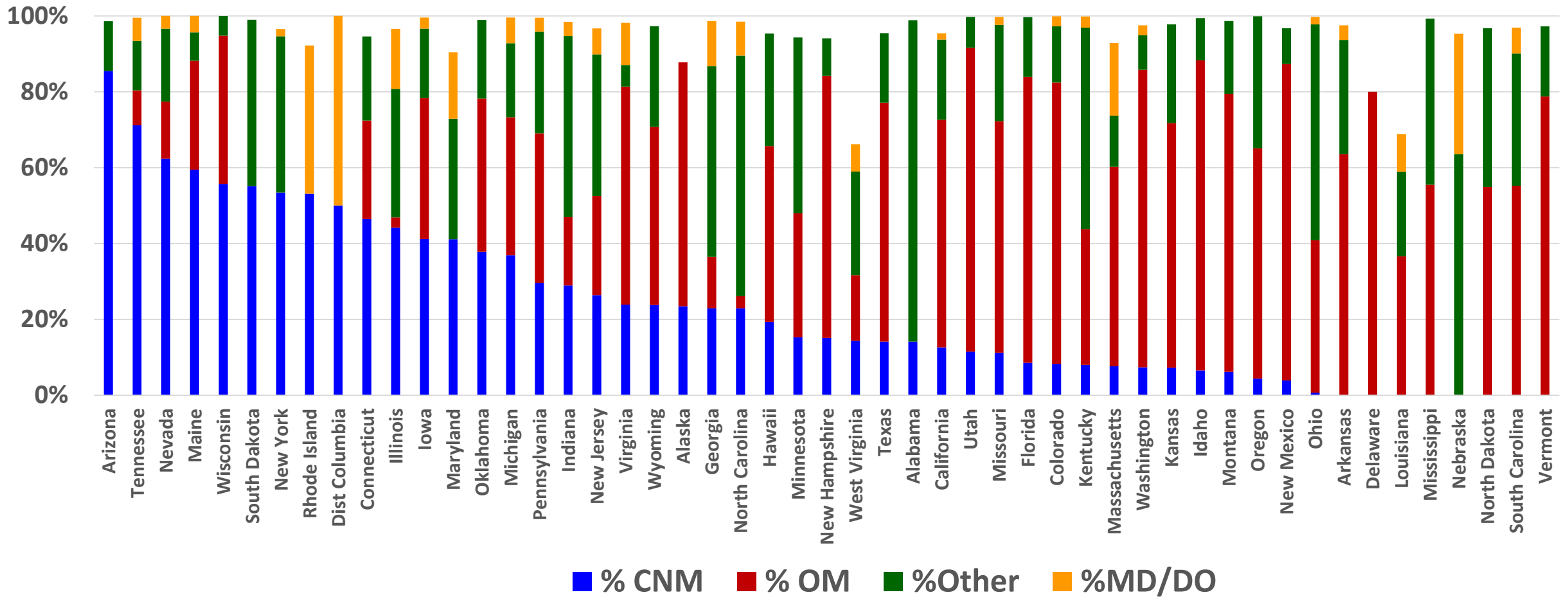
*** Largest total in the industrialized world**

***Home Births Attended by CNMs
and Other Midwives***

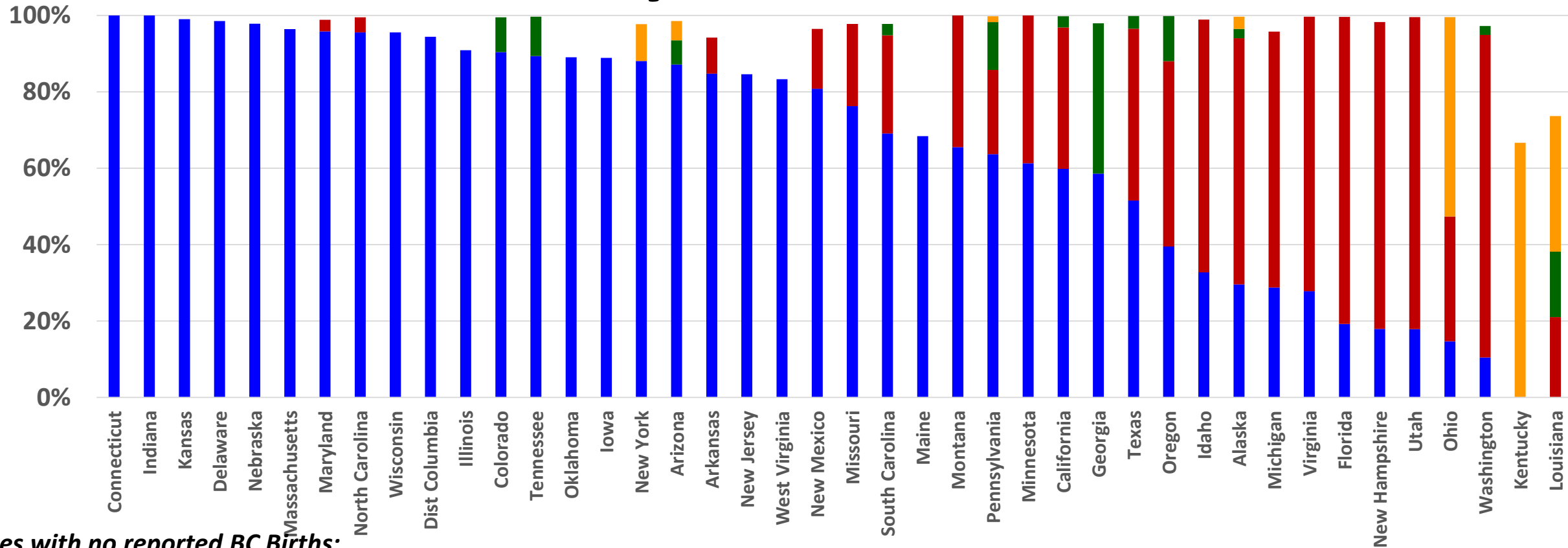
Proportion of all home Births Attended by CNMs, 2003-2015



Attendant in Home Births by State, U.S., 2015



Attendant in Freestanding Birth Center Births by State, U.S., 2015



States with no reported BC Births:

Alabama	Rhode Island
Hawaii	South Dakota
Mississippi	Vermont
Nevada	Wyoming
North Dakota	

■ % CNM ■ % OM ■ % Other ■ % MD/DO

N=18,892 Birth Center Births

So, we can see there are different patterns in the settings in which CNMs & Other Midwives work.

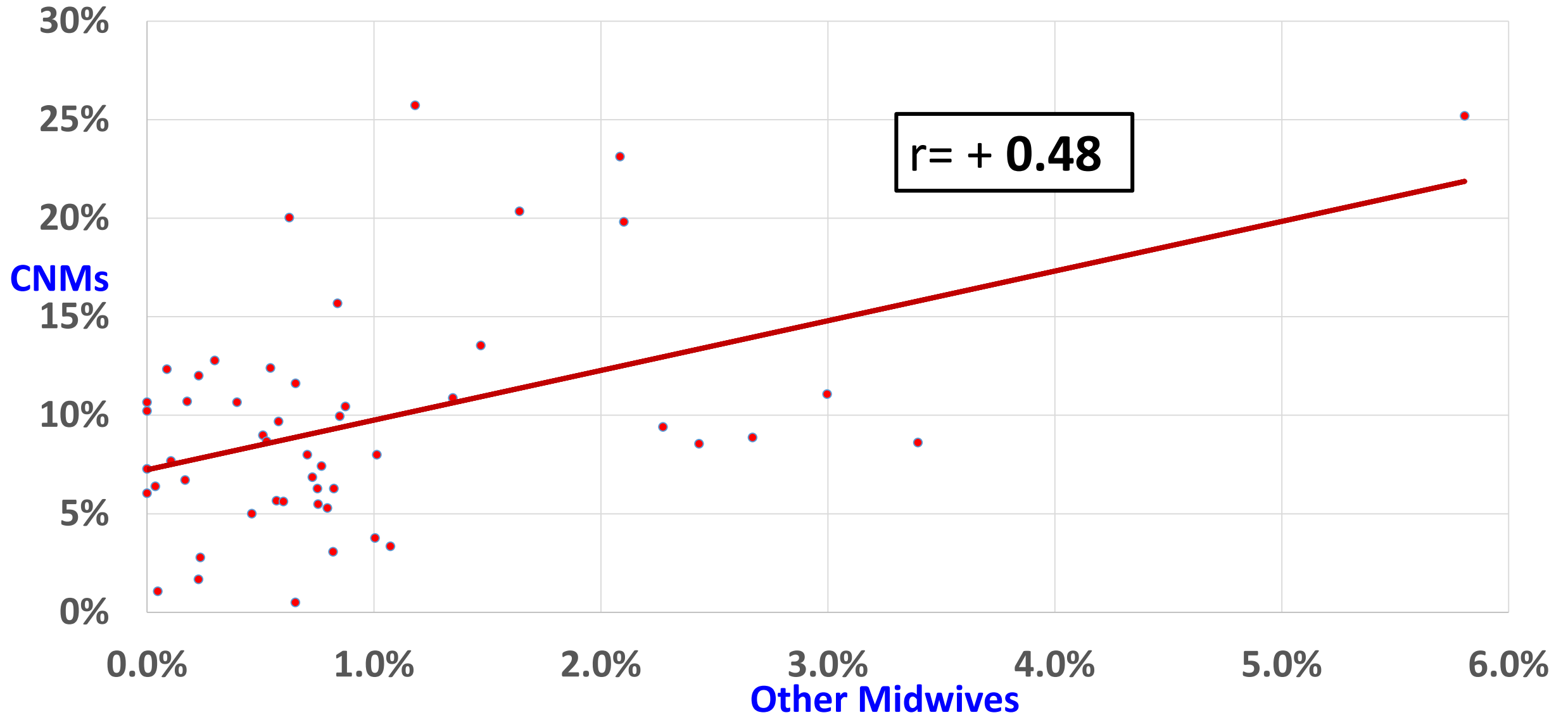
Are the women served by CNMs and Other Midwives different?

NOTE: This is the subject of an upcoming paper and so this material won't be available on the website until that paper is published (or rejected by everyone)

In summary, the populations served by CNMs and Other Midwives are far more similar than different.

This leads to the final point

Proportion of State Births Attended by CNMs and Other Midwives




Other Midwives & CNMs have far more in common than they have differences and working together to support mothers' and infants in both home and hospitals is far more productive than emphasizing differences.

www.birthebythenumbers.org



Birth by the Numbers Team

8 doulas



FACEBOOK: www.facebook.com/BirthByTheNumbers

TWITTER: [@BirthNumbers](https://twitter.com/BirthNumbers)

EMAIL: birthbynumbers@gmail.com

Slides that can be shared
will be posted here